

Specifications

| | | |
|--|--------------|--|
| Nominal Voltage | | 12 V |
| Capacity (25°C) | 10HR(10.8V) | 150 Ah |
| | 5HR(10.5V) | 131Ah |
| | 1HR(9.60V) | 93Ah |
| Dimension | Length | 550 ± 3mm (21.69inch) |
| | Width | 110 ± 2mm (4.33inch) |
| | Height | 288 ± 2mm (11.30inch) |
| | Total Height | 288 ± 2mm (11.30inch) |
| Approx. Weight | | 45kg ± 4% |
| Terminal type | | T11 |
| Internal resistance (Fully charged, 25°C) | | Approx. 4m Ω |
| Capacity affected by temperature (10HR) | 40°C | 102% |
| | 25°C | 100% |
| | 0°C | 85% |
| | -15°C | 65% |
| Self-discharge (25°C) | 3 month | Remaining Capacity: 91% |
| | 6 month | Remaining Capacity: 82% |
| | 12 month | Remaining Capacity: 65% |
| Nominal operating temperature | | 25°C ± 3°C (77°F ± 5°F) |
| Operating temperature range | Discharge | -15°C ~ 50°C (5°F ~ 122°F) |
| | Charge | -10°C ~ 50°C (14°F ~ 122°F) |
| | Storage | -20°C ~ 50°C (-4°F ~ 122°F) |
| Float charging voltage(25°C) | | 13.50 to 13.80V Temperature compensation: -18mV/°C |
| Cyclic charging voltage(25°C) | | 14.50 to 14.90V Temperature compensation: -30mV/°C |
| Maximum charging current | | 45A |
| Terminal material | | Copper |
| Maximum discharge current | | 1200A(5 sec.) |
| Designed floating life(20°C) | | 15 years |

- ◆ Absorbent glass mat technology;
- ◆ Recognized by RoHS & CE;
- ◆ ABS container.

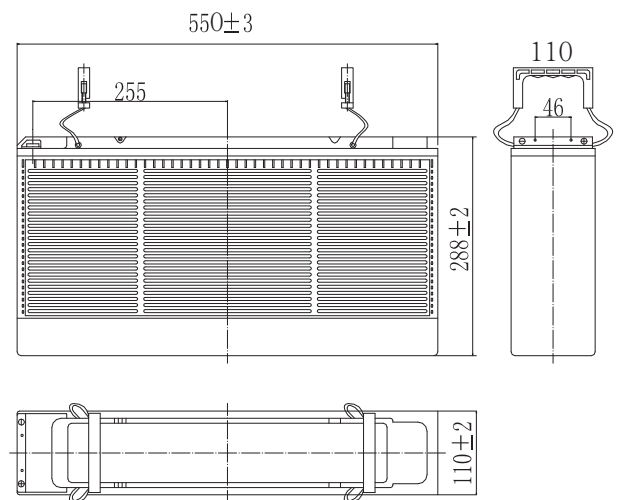
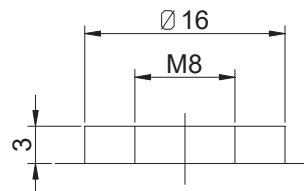
Constant Current Discharge Characteristics (A, 25°C)

| F.V/TIME | 15min | 30min | 60min | 2h | 3h | 4h | 5h | 6h | 8h | 10h | 20h |
|----------|-------|-------|-------|------|------|------|------|------|------|------|------|
| 9.60V | 243 | 147 | 93.0 | 54.8 | 38.3 | 31.4 | 26.8 | 23.4 | 18.4 | 15.3 | 8.02 |
| 9.90V | 237 | 144 | 91.6 | 54.5 | 38.0 | 31.2 | 26.6 | 23.3 | 18.3 | 15.2 | 8.00 |
| 10.2V | 228 | 140 | 89.3 | 54.0 | 37.8 | 31.0 | 26.4 | 23.1 | 18.1 | 15.2 | 7.98 |
| 10.5V | 220 | 136 | 87.5 | 53.2 | 37.5 | 30.8 | 26.3 | 23.0 | 18.0 | 15.1 | 7.93 |
| 10.8V | 209 | 131 | 84.8 | 51.8 | 36.4 | 29.8 | 25.5 | 22.3 | 17.5 | 15.0 | 7.88 |

Constant Power Discharge Characteristics (Watt, 25°C)

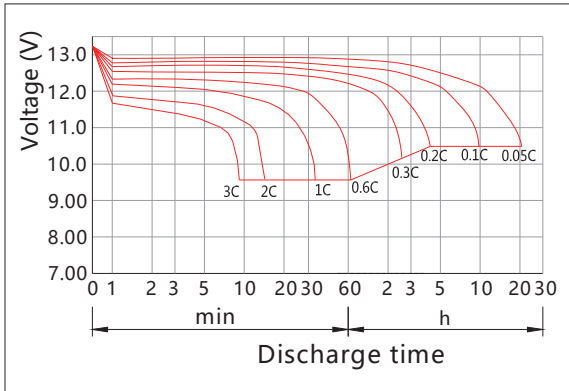
| F.V/TIME | 15min | 30min | 60min | 2h | 3h | 4h | 5h | 6h | 8h | 10h | 20h |
|----------|-------|-------|-------|-----|-----|-----|-----|-----|-----|-----|------|
| 9.60V | 2663 | 1649 | 1060 | 635 | 450 | 369 | 316 | 277 | 218 | 182 | 96.2 |
| 9.90V | 2599 | 1616 | 1044 | 631 | 447 | 367 | 315 | 275 | 217 | 182 | 96.0 |
| 10.2V | 2503 | 1567 | 1018 | 625 | 444 | 364 | 312 | 273 | 215 | 181 | 95.7 |
| 10.5V | 2418 | 1529 | 998 | 616 | 441 | 362 | 310 | 271 | 214 | 180 | 95.2 |
| 10.8V | 2290 | 1473 | 967 | 600 | 428 | 351 | 301 | 263 | 207 | 179 | 94.5 |

Note: The above characteristics data can be obtained within three charge/discharge cycles. Page 1 of 2

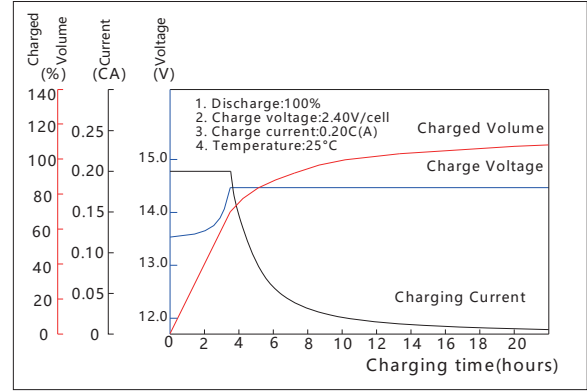

Dimensions

Terminal

Terminal T11



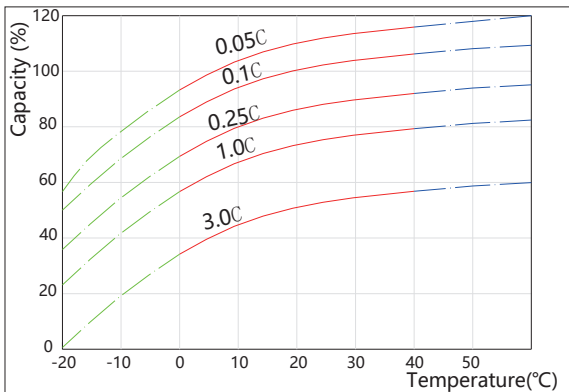
Discharge Characteristics(25°C)



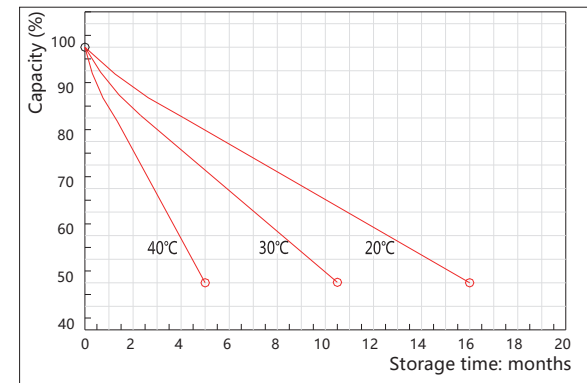
Charging Characteristics(25°C)



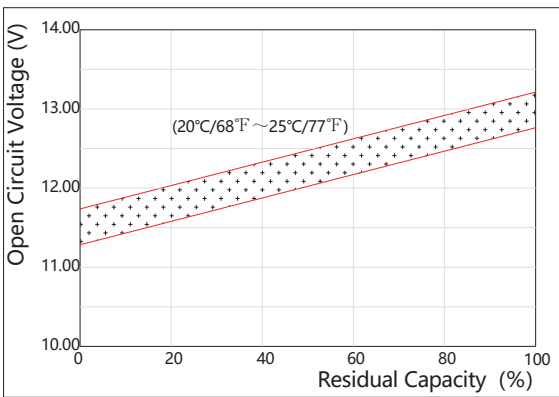
Effect of Temperature on Capacity



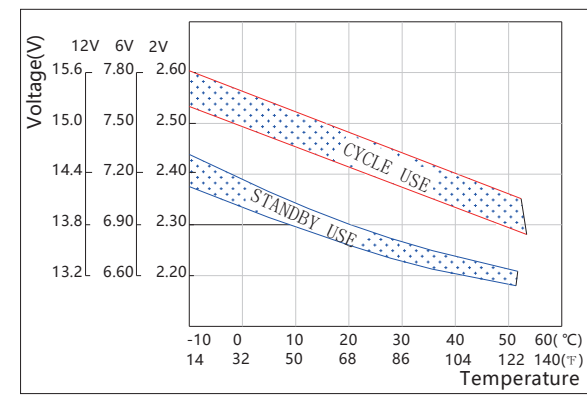
Self-discharge Characteristics



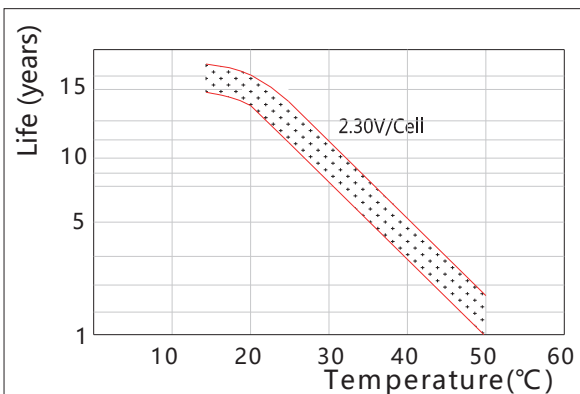
The Relationship for Open Circuit Voltage and Residual Capacity (25°C)



The Relationship for Charging Voltage and Temperature



Floating Life on Temperature



Cycle Life on D.O.D(25°C)

