



Specification

Nominal Voltage	2V	
Nominal Capacity(10HR)	1000.0AH	
Dimensions	Length	475±3mm (18.70 inches)
	Width	175±2mm (6.89 inches)
	Container Height	328±3mm (12.91 inches)
	Total Height (with Terminal)	350±3mm (13.78 inches)
Approx Weight	Approx 61.0 kg (135.5lbs)	
Terminal	T11	
Container Material	ABS	
Rated Capacity	1050.0 AH/52.50A	(20hr, 1.80V/cell, 25°C/77°F)
	1000.0 AH/100.0A	(10hr, 1.80V/cell, 25°C/77°F)
	870.0 AH/174.0A	(5hr, 1.75V/cell, 25°C/77°F)
	756.0 AH/252.0A	(3hr, 1.75V/cell, 25°C/77°F)
	607.0 AH/607.0A	(1hr, 1.60V/cell, 25°C/77°F)
Max. Discharge Current	8000A (5s)	
Internal Resistance	Approx 0.45mΩ	
Operating Temp. Range	Discharge	-15~50°C (5~122°F)
	Charge	0~40°C (32~104°F)
	Storage	-15~40°C (5~104°F)
Nominal Operating Temp. Range	25±3°C (77±5°F)	
Cycle Use	Initial Charging Current less than 300.0A. Voltage	2.4V~2.5V at 25°C(77°F)Temp. Coefficient -5mV/°C
	Standby Use	No limit on Initial Charging Current Voltage 2.25V~2.3V at 25°C(77°F)Temp. Coefficient -3mV/°C
Capacity affected by Temperature	40°C (104°F)	103%
	25°C (77°F)	100%
	0°C (32°F)	86%
Self Discharge	GFM series batteries may be stored for up to 6 months at 25°C(77°F) and then a freshening charge is required. For higher temperatures the time interval will be shorter.	



Applications

- ◆ Tele-communication central station(wired or cellular)
- ◆ Power system communication, military communication, etc.
- ◆ Network communication including: data transmission, television signal transmission, etc.
- ◆ Uninterruptable Power System (UPS- for Telecom)



Constant Current Discharge (Amperes) at 25°C (77°F)

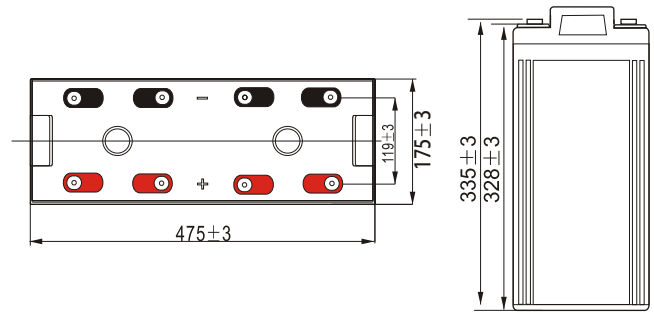
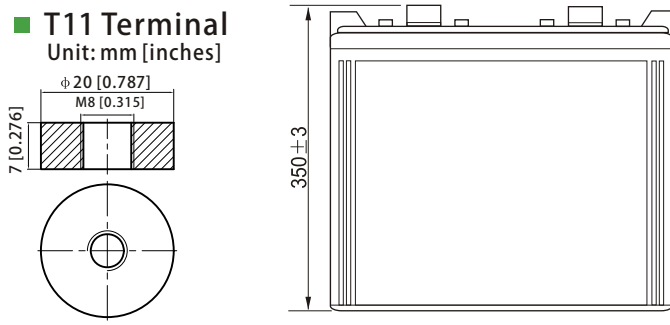
F.V/Time	30min	45min	1h	2h	3h	4h	5h	6h	8h	10h	20h
1.85V/cell	766.8	608.0	499.0	299.7	231.7	190.3	162.0	141.5	114.0	95.5	50.7
1.80V/cell	822.8	639.7	530.0	316.2	243.0	198.8	168.8	147.8	118.4	100.0	52.5
1.75V/cell	871.3	672.6	553.0	329.3	252.0	205.5	174.0	151.3	120.6	101.0	53.0
1.70V/cell	914.2	697.9	572.4	339.0	258.7	210.0	177.0	154.0	122.5	102.0	53.6
1.65V/cell	959.0	728.3	593.0	349.2	264.3	214.5	180.8	156.7	124.3	103.3	54.2
1.60V/cell	992.0	748.0	607.0	357.5	270.0	217.5	183.4	158.8	125.9	104.5	54.9

Constant Power Discharge (Watts) at 25°C (77°F)

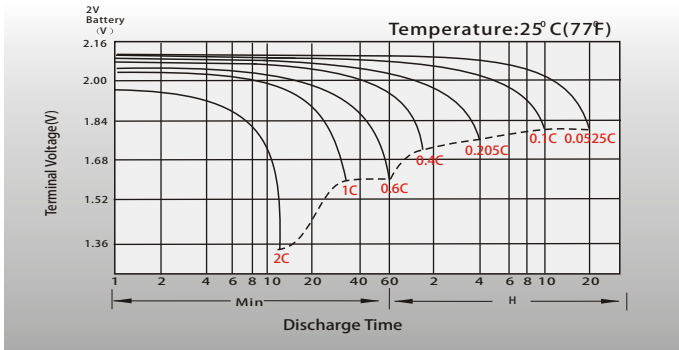
F.V/Time	30min	45min	1h	2h	3h	4h	5h	6h	8h	10h	20h
1.85V/cell	1465.4	1169.0	965.2	583.0	452.7	373.1	319.1	279.6	226.2	189.9	100.9
1.80V/cell	1559.7	1221.8	1019.5	612.1	472.7	388.5	331.1	290.9	234.2	198.6	104.4
1.75V/cell	1639.1	1277.1	1059.0	635.0	488.9	400.3	340.1	296.9	238.1	200.3	105.3
1.70V/cell	1705.4	1316.0	1090.3	650.9	499.9	407.4	345.0	301.7	241.6	202.2	106.3
1.65V/cell	1775.6	1365.6	1123.2	667.6	508.6	414.7	351.1	306.0	244.4	204.4	107.5
1.60V/cell	1818.3	1389.4	1141.8	679.3	516.8	418.7	354.8	309.2	247.1	206.5	108.6

Dimensions

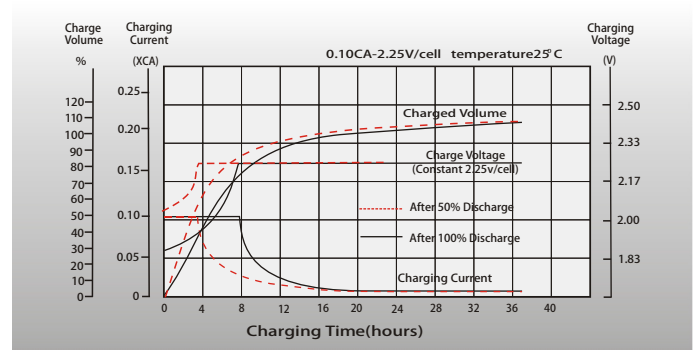
T11 Terminal Unit: mm [inches]



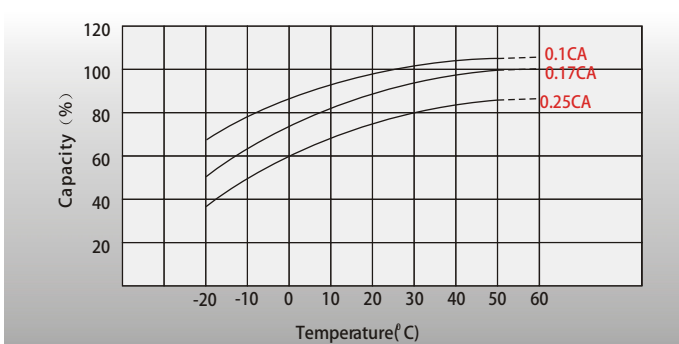
Discharge Characteristics



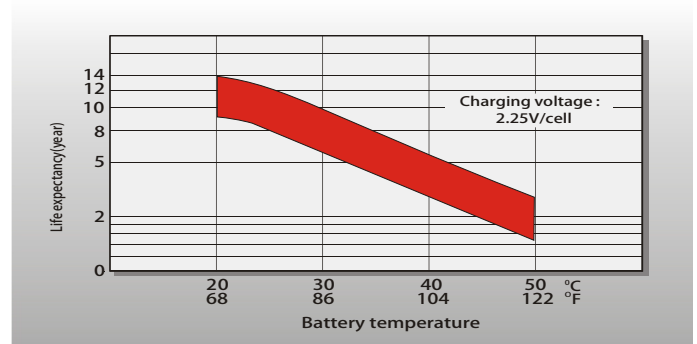
Float Charging Characteristics



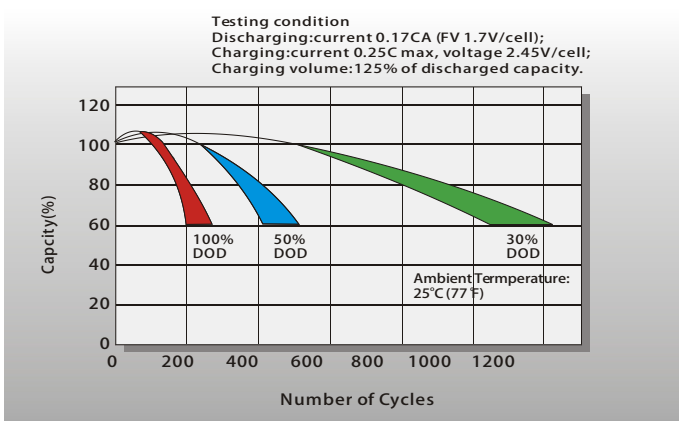
Temperature Effects in Relation to Battery Capacity



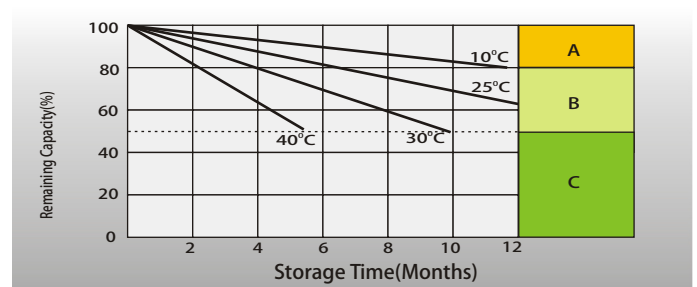
Effect of Temperature on Long Term Float Life



Cycle Life in Relation to Depth of Discharge



Self Discharge Characteristics



- A** No supplementary charge required
(Carry out supplementary charge before use if 100% capacity is required.)
- B** Supplementary charge required before use. Optional charging way as below:
1. Charged for above 3 days at limited current 0.25CA and constant voltage 2.25V/cell.
2. Charged for above 20 hours at limited current 0.25CA and constant voltage 2.45V/cell.
3. Charged for 8-10 hours at limited current 0.05CA.
- C** Supplementary charge may often fail to recover the capacity.
The battery should never be left standing till this is reached.

Contact US

Greensun Solar Energy Tech Co., Limited

- * Add: No 2000 Changjiang West Road, Shushan District Hefei China
- * Email: info@greensunpv.com
- * Phone: 0551-69866216 Fax: 0551-69866218 Mob: 0086-158 5511 0194
- * Web: <https://www.greensunpv.com> & <https://greensunpv.en.alibaba.com>